



## DETERMINING DEGREE OF COMPLEXITY IN DIFFERENT INTER-FIRM RELATIONS: FORMAL VERSUS INFORMAL RELATIONS OF AUTHORITATIVE SYSTEM

Lokhman Hakim bin Osman

University Kebangsaan, Bangi, Malaysia

**ABSTRACT. Background:** Inter-organizational network complexity exists in many forms. Depending on the type of network relationship, we could see different pattern of complexity emerged from the complex interorganizational relations. Yet managing them has taken rather a monotonous approach. However, no previous study has attempted how this complexity may appear in the different type of network structure.

**Methods:** Using the social network analysis methodology, this study embarks on the objective in determining the structure of complexity of inter-organizational structure base on the different type of network relationships.

**Results and conclusions:** Findings of this study indicated that firms' degree of complexity emerged from the firms' involvement differs in the different type of inter-organizational relationships that they are embedded in. Implication of the findings highlights the importance of network management base on type of inter-organizational relations and selective resource allocations management for inter-organizational network.

**Key words:** interfirm relationship, network complexity, interorganizational relationship.

### INTRODUCTION

Dealing with the complex authoritative systems can be a troublesome undertaking for administrators. Fundamentally, authoritative system is framed by the availability or connections inter firms where the joining continuously shapes a definitive structure, which is the authoritative systems itself [Beamon, 1999; Choi, 2008]. The relationship is referred to in the writing as the buyer-supplier relationship [Beamon, 1999]. As per Choi and Kim [2010], a buyer-supplier relationship speaks to a dyad, or two hubs and one connection, in system terms. The organizations require assets from its provider association, and the provider needs contracts and installments from the purchaser. On top of that the organizations additionally cooperate with each other to share data in regards to market openings and new dangers [Choi, 2008]. As a result, these wonders make

a connection and frame a dyad or a buyer-supplier relationship. Since a firm in the authoritative systems frequently has connections to different firms, the firm is then impliedly connected to the new by associated associations. Likewise, with the provider association, this will likewise convey to the dyad their connections with different associations either straightforwardly or in an indirect way [Lamming et al., 2000]. Indisputably, a buyer-supplier relationship is not just a dyad. It is likewise part of a system that has come to manage on individual hubs to the relationship through each other's broadened business connections. These complex inter-firm relationships made the complexity in authoritative system structure more difficult to manage.

Dealing with the complexity is significantly more intricate than it looks. The conventional reductionist contentions express that

organizations settled on the expulsion from the complex hierarchical system of accomplices who are not meeting the execution prerequisites of the authoritative system [Choi and Kim, 2008].

Then again, in authoritative systems researches, the worry with administration of between connections has moved the viewpoint of authoritative systems administration from the reductionist point of view to objective system point of view [Uzzi and Gillespie, 2002]. The overarching suspicion behind the selection of these more unobtrusive methodologies is that, the system is wealthier [Powell, 1996] because of the association of the gatherings in those diverse sorts of authoritative systems connections [Uzzi and Gillespie, 2002]. What this contention means is that, every single individual from the system holds a position in the system that is rich in "assets" by means of its embeddedness level in the system structure. However, regardless we see central players in system structure thoroughly deal with its system through the reductionist school of thought approach.

Therefore in this research we contend and proposed that essentially expelling failing to meet expectations firms, may not be the most ideal path, as firms may evacuate accomplices who are more compelling, however these qualities are not noticeable through great bookkeeping measures. The distinctive example of embeddedness in the diverse sort of authoritative systems relationship bring up the issue of in what capacity should we treat the distinctive kind of connections. Such inquiries are critical as firms invest vigorously in creating and keeping up their systems connections.

In this vein, Cockburn and Henderson [1998] notwithstanding Putnam [1993; 2000] placed that methodologies that esteem and welcome these complexity inter firm relations might be better options as firms have been found to profit through relations with different firms in a system structure. Accordingly the goal of this research is to clarify the distinctive complexity structure of embeddedness that organizations may have in the diverse system relationships that the firm are inserted in. This is essential as firms invest deliberately in

system administration as system conveys substantial and unmistakable esteem to the associations. Subsequently the research inquiries of this study will be:

*What is the degree of complexity in different type of inter-firm relationships?*

To answer the inquiries this research will embrace the social network analysis method. Through this exploration procedure, this research will investigate what is the structure of the authoritative system may look like both in formal and informal system relationship. We look to determine the changed in term of degree of connectivity among associated firms as this will in a way demonstrate the level of embeddedness of the firms in the different system structure.

The embeddedness hypothesis contends that inter firm relations can be as formal business exchange exercises, for example, authoritative relations or web of informal social trades, including information sharing and referral exercises [Poppo and Zenger, 2002; Borgatti and Li, 2010]. These two sorts of inter-firm relations can be either reciprocal or substitutes of the other.

## LITERATURE RESEARCH

*Complexity nature and between authoritative relationship*

Lobby et al. [1967] allude to complexity just like the distinctive parts that together make an entirety. So also, Blau and Schoenherr Perrow [1971], Mileti et al. [1977], Bak and Paczusi [1997] and Deshmukh et al., [1998] reasoned that complexity is the consequence of the examples of associations among parts and the quality of the particular communications. Perow [1973] described intricacy just like the quantity of segments, segments' characteristics and method of associations between parts in the system. Rehtin's [2004] perspective of intricacy is like that of Perrow [1973]. Rehtin [2004] sees multifaceted nature in a system as the interconnected parts in the system that is related of each other in playing out their capacities. There are three vital components with respect to the particular portrayals

by Perrow [1973] and Rehtin [2004] of the complexity: i.e. many parts, interconnectedness and the interdependency of the parts. On a comparable note, Sussman [2007] characterizes complexity in a system as being unpredictable in examples where the system comprises of a gathering of related units and the way of the connections is not completely caught on.

By and large, the writing shows that complexity emerges from the divided yet broad network between the fluctuated components in the system structure towards accomplishing agreement objectives. In this way, it can be contended that the unpredictability in authoritative systems emerges from the divided yet broad inter firm relations between the differed firms in the system structure [Choi and Krause, 2006]. These portrayals of complexity would legitimize the contention that the system is likewise unpredictable, and the inter firm relations speak to the bury network between the components in the system [Choi and Krause, 2006; Mason-Jones and Towill, 1998; Sivadasan et al., 1999; Vickers and Kodarin, 2006]. Utilizing this focal point from the writing examines concerning system complexity, the researcher argue that an understanding of how the inter-organizational structure would emerged in the different types of network relations demands better understanding for the sake of effective management of the inter-organizational network relationships.

#### *Authoritative systems inclusion and system structure*

Firms benefits from its system inclusion. Gulati, Nohria and Zaheer [2000] contended that associations' separate conduct and execution can be completely understood by examining their embeddedness in the system. Researchers proposed that systems give associations' access to data, assets, markets, and innovations [Ahuja, 2000; Cousins et al., 2006]. Thus: "(ties) building may not only be the most important resource for the firm but also the source of a sustainable competitive advantage" [Batt and Purchase, 2004]. It allows organizations to obtain strategic goals such as: sharing risk and outsourcing value, generating collective benefits (such as higher

reputation) to all other organizations in the cluster and regional competitiveness [Krause, Handfield and Tyler, 2007]. These advantages are outcomes of the firms' embeddedness or involvement in the network of inter-firm relations. Consequently, this formed the antecedents of extensive inter-firm cooperation, while putting a check on some of the potentially opportunistic behaviour of other network actors.

Even though organizations build ties with others in the network voluntarily to obtain competitive advantages and resource sharing, ties also emerge through the interjection of forces external to the network. Industry leaders in business sectors and government agencies have been found to have introduced collaboration among other organizations in the network when there is a concern on equal sharing of costs and benefits among organizations in the network [Provan, 1993; Provan and Kenis, 2008]. Further, an administrator firm is also often introduced to manage the flow in the inter-organizational network. For example, it is common to find a viable upstream inter-organizational network in an automobile inter-organizational network, and a densely-connected downstream network will eventually link computer hardware and fabric's manufacturers with value-adding retailers [Christopher, 2000; Kapuscinski et al., 2004]. Similarly, Human and Provan [2000] found how network administrators help the development of network legitimacy among organizations in the United States wood product industry.

The literature indicated two streams of researches that study how the inter-organizational network ties influence the management of the inter-organizational network. The first stream of research is in the domain of marketing and inter-organizational network management. This literature stream has studied the embeddedness in the buyer supplier relationship focusing on the organization as the unit of analysis, relationship quality, duration and type and has indicated that these attributes are success factors in the buyer supplier alliances [Bozarth et al., 2009; Claro, 2004; Mentzer et al., 2001, Osman 2016]. Even though this stream of research generally centres on the relationship attributes

in dyadic ties, this stream of research was successful in determining several essential relational concepts that are generalizable to the overall inter-organizational network. Unfortunately, the determinants or the impetus of the involvement in the network of multiple buyer-supplier organizations have rarely been researched in the literature [Autry and Griffis, 2008].

The second stream of research addresses the questions of best fit. This line of study endeavours to decide the best structure or design of the authoritative systems to meet the demand of market. This surge of writing is basically worried with issues, for example, incorporation or prohibition of purchasers or providers, mapping the structure of the authoritative systems, and how groups of the purchaser provider connections ought to be overseen [Cooper, Lambert and Pagh, 1997; Gilsing and Nooteboom, 2005; Powell, Koput and Smith-Doerr, 1996; Shan, Walker and Kogut, 1994]. However, there is no known research that looks into the best setup inside the system.

### *Theoretical Framework*

This research takes after the exploratory and measurable social network analysis method with a specific end goal to decide how firms position itself in the authoritative systems through its clustering coefficient values structure. In this section, the researcher talks about and legitimizes the appropriation of the SNA strategy.

Organizing of system of relations has imperative ramifications for performers of the different systems [Knoke and Yang, 1998]. Given an accumulation of performing artists, an interpersonal organization research can be utilized to concentrate the auxiliary factors measured on-screen characters in the separate system. These structures include the example of ties between the performers. A system investigator would try to show these binds to delineate the structure of a gathering. One could then research the effect of these structures on the working of the system or the impact of these structures implanted inside these system structures [Hanneman and Riddle, 2005]. There are three types of flows in

a network of interrelated actors who include the information flows, asset flows and status flows [Galaskiewicz and Marsden, 1978]. Oh, Chung and Labianca [2004] argue that resources of the actors that actors or ego is connected to also constitute relational capital. For example, Stuart [1999] found that biotech firms with strategic alliance go to IPO faster and earn higher valuations than firms that lack such ties. The overall conclusion of Stuart's [1999] work is that third parties observe the affiliations of firms to make a judgment of their competitiveness and quality. In this study, the researcher argues that contract ties, information-sharing ties, referral made ties and referral received ties constitute networks among firms in the centralized upstream inter-organizational network structure. The researcher further explains the important characteristics of these and clarifies how and why these ties or inter-firm relations constitute the networks.

First, inter-firm relations such as: contract ties, information-sharing ties, referral made ties, and referral received ties are conduits of information [Srividasan, 1999, Osman et al 2015]. Ahuja [2000] stated that inter-firm relations could also function as the communication channels between firms and their partners. For instance, it was found by McEvily and Zaheer [1999] that relevant advice obtained by managers from their colleagues in other firms is instrumental in developing the capabilities and innovation of the respective firms. In this study, the researcher also argues that contract ties, information-sharing ties, referral made ties and referral received ties constitute networks among firms in the centralized upstream inter-organizational network structure. Wasserman and Faust [1994] stated that a network was made up of a finite set of actors and relations. The authors added that the relations between the actors defined the actors of the network. Similarly, the relations are, specifically: contract, information-sharing, referral made, and referral received, all of which exist in the inter-organizational network. Thus, this research proposed classifying the complexity through increasing formality of the network ties identified through its clustering coefficient values.

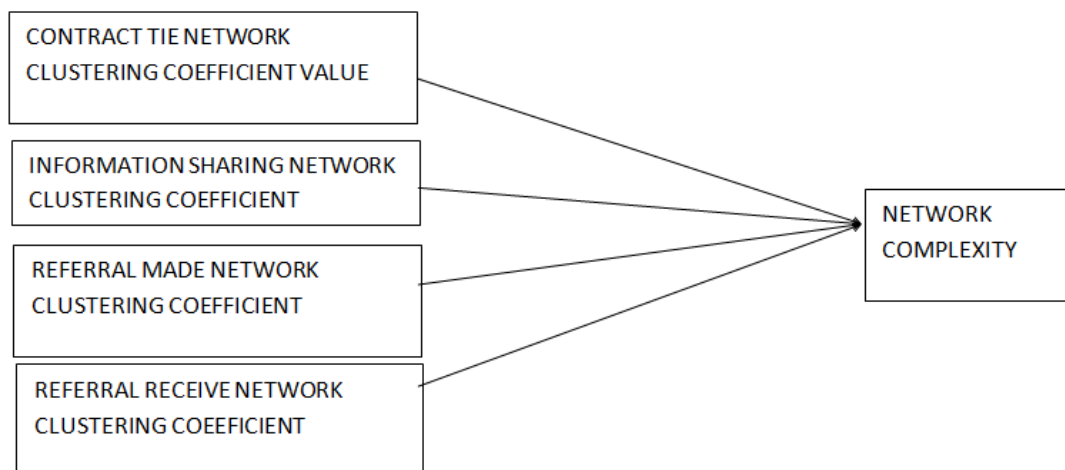


Fig. 1. Research framework  
Rys. 1. Zakres badań

## RESEARCH METHODOLOGY

For structural elucidation purposes, this research adopts the quantitative social network analysis method as the research methodology tool.

In social network study, researchers made several important premises regarding the actors, the ties and the network structure. Firstly, with regard to the actors, social network researchers posit that actors are interdependent with each other. The interdependency between the actors resulted from the ties that tie two or more actors together. Secondly, social network researchers posit that ties are conduits that facilitate the transfers and exchanges of resources such as information, money or materials between actors in the network. For instance, in inter-organizational study, Krause [2004] study how network ties in the flow of flow of money between the Tobacco Prevention Organization in the US influence the prestige degree of a particular organization. While Kim et al. [2011] confirmed ties between organizations in the inter-organizational network can be in the form of incoming raw materials or outgoing finished goods. Third, social network researchers also posit that the resulting network structure can act as constraints or opportunity for the members' actions and

decisions in the network. As degree of inter connectivity between actors (i.e. individuals or organizations) are different from one another, and actor can have a very dense (connected to all other's actors) network structure or an actor can as well be an isolate (not connected to any actor in the network). A dense network structure can be a source of competitive advantage to an actor because the dense ties can furnish the actor with information from multiple sources. However, this dense network structure demands high cost to maintain.

The central research site of this research is situated in the Peninsular Malaysian bunch. The system, marked here as APMMHQ-1, is a piece of the authoritative systems. APMMHQ-1 is an organization in the Malaysian shipbuilding industry required in ship repairs, sea, building and related specialist organization matters.

APMMHQ-1's authoritative system was thought to be one of the best supply systems in the locale through its Integrated Logistic Support (ILS) programs. Best level administration was drawn nearer for conceivable cooperation in the research. After a few interchanges about the objective of this research and the possibilities' advantages for the APMMHQ-1 inter-hierarchical system, positive responsibilities were gotten from the top administration to take an interest in and give cooperation for this research.

### *Data Analysis*

Robins et al. [2001] proposed that, in social network analysis, the system structure should be looked for and not accepted from past related writing. Therefore, extraordinary system research schedules were connected to investigate examples of availability between the association's associations that are inserted in the APMMHQ-1inter-hierarchical system and to look at the basic attributes of these elements. These investigations were performed utilizing the product bundle UCINET [Borgatti, Everett and Freeman, 2002].

The initial phase in exploratory system investigation is to figure out if the information shows any intriguing designing by any stretch of the imagination [Freeman, 2004]. This should be possible by consolidating the perception strategies with numerical calculations to scan for an ideal course of action of performers and connections. The goal is to locate the ideal design to position the hubs on a chart in a way that precisely speaks to the basic designing of the system by portraying the sets that are socially nearest in the realistic picture.

For this reason, this research received a spring-embedded technique in the UCINET program whereby a system format is registered utilizing a constrain-coordinated calculation. All the more particularly, the calculation places hubs in light of hub aversion and equivalent edge length inclination. At the point when so designed, the arrangement of hubs in the sociogram depends on compelling the hubs separated and having a tendency to choose positions that prompt to equivalent edge lengths (i.e., measure up to length lines between hubs). This specific format has the benefit of identifying system centrality designing [Polites and Watson, 2008]. For these schedules, this theory connected the system imaging programming inside the UCINET (Borgatti, Everett and Freeman, 2002) i.e. the NetDraw, which is furnished with refined representation systems. Visual representation of authoritative systems can give valuable course to researchers, and go about as a beginning stage to create ensuing quantitative researches [Choi and Hong, 2002].

### *Exploratory Network Analysis: Justification for the Visual Analysis of Social Network*

The procedure of visual research has been connected in numerous informal organization ponders trying to give a general structure standpoint of the system being referred to [e.g. Krauss et al., 2004; Kindermann, 2007; Creswick and Westbrook, 2010]. Visual investigation is valuable for showing important system information data. It gives a pictorial type of information as an early piece of system research [Tufte and Weise Moeller, 1997, Osman 2015]. Tufte and Weise Moeller [1997] investigated the visual research performed by Dr. John Snow, concerning the London cholera pandemic of 1854. The creators reasoned that Dr. Snow mapped and distinguished the wellspring of the cholera by mapping the region (as far as collaborations of patients) where passing have been recorded. The guide of the associations set the greater part of the cholera informalities around a main issue close to a well pump on Broad Street in focal London. The communication delineate as evidence that informalities all utilized the water from the well and tried that it was the water that brought on the pestilence.

Tufte and Weise Moeller [1997] highlight Dr. Snow's technique for setting the information in a proper setting for evaluating circumstances and end results, along these lines empowering him to make quantitative research and to consider elective clarifications. Seemingly, Tufte and Weise Moeller [1997] exhibited the illustrative force of interpersonal organization visual research. The informative force of the interpersonal organization visual investigation without a doubt has been demonstrated and acknowledged in writing [Scott, 1998; Hanneman and Riddle, 2005]. Utilizing system maps or sociograms, interpersonal organization investigation can investigate the area of individual on-screen characters in the system. The area of these performers in the system (alluding to: centrality [Freeman, 1979], inner circle [Coleman, 1988] and auxiliary gaps [Burt, 1994], thus, have been found to give firms impalpable assets as said in a research [e.g. Ahuja, 2000]. Subsequently, the researcher connected the visual investigation of the system maps as a major aspect

of the exploratory system research to answer inquire about question two of this research. All the more imperatively, the aftereffect of the exploratory system research will set the foundation for the investigation of an individual company's example of embeddedness. It is foreseen that this will answer explore address one of this research.

## RESULTS

The figurative structure of the APMMHQ-1 authoritative systems for the item RHIB was initially created. Taking after Choi and Krause (2006), the authoritative systems structure for the RHIB was created in light of the chronicled audit and dialog that the specialist led with key sources from

AMPPHQ-1. These comprised of, specifically: two levels one firms and one level two firms concerning the stream of materials from the upstream firms to the central firm, i.e. APMMHQ-1 for the item RHIB. In light of the information gathered, the accompanying figure portrays the authoritative systems structure of APMMHQ-1 for the supply of materials for the item RHIB. In figure 2, the organizations are hued in light of their positions in the authoritative systems structure. APMMHQ-1 is the central firm in this brought together authoritative systems structure and its shading in red. Firms in level one have a blue shading and comprise of seven firms. Level two firms are spoken to in green and comprise of 16 firms. At last, firms in level three are purple in shading and comprise of twelve firms.

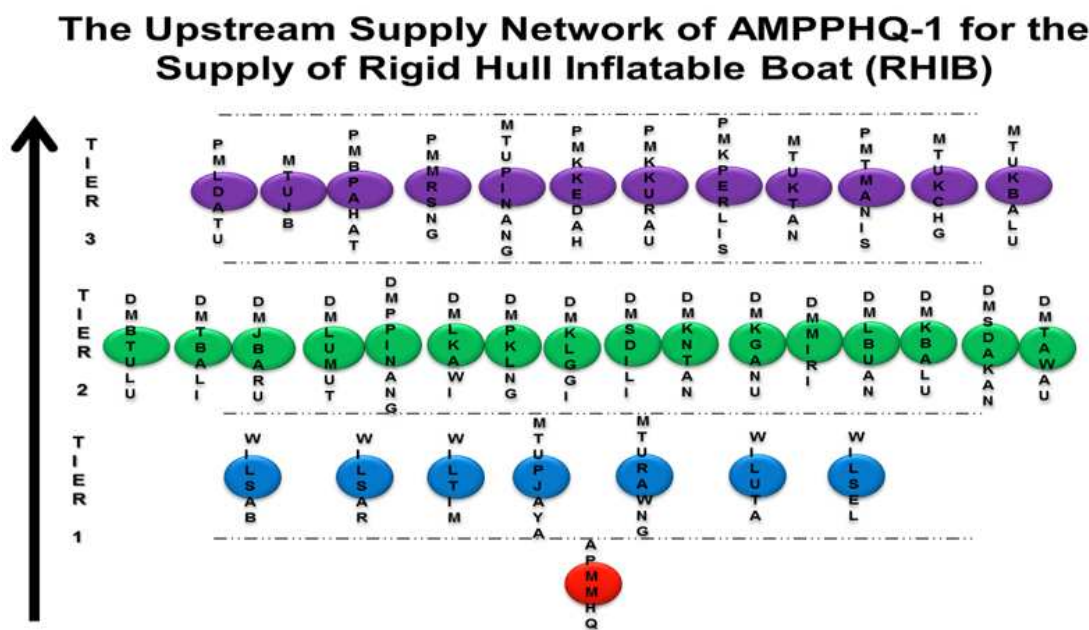


Fig. 2. Inter-organizational network structure of APMMHQ-1 for the product RHIB  
Rys. 2. Międzyorganizacyjna struktura sieci APMMHQ-1 dla produktu RHIB

The structure in figure 2 demonstrates a various level structure of the APMMHQ-1 authoritative systems for the supply of materials and administrations for the item RHIB. Stream of materials for the generation of the RHIB comprises for the most part of three levels of providers having a sum of 37 firms. The biggest number of providers or firms in the authoritative systems structure dwells in level two of the upstream authoritative systems comprising of 17 firms.

The rationale behind this is the organizations in level two are the organizations that fabricate the crude materials from level three firms into work in process (WIP) segments or parts for the level one provider and, at last, the central firm or maker. This progressive structure is typically the consequence of the stream of assets in the APMMHQ-1 upstream authoritative systems organize. In the accompanying area, the researcher displays the system guide of four system ties, i.e.: contract

tie, information sharing tie, referral made tie and referral got tie.

*Investigation of Network Structural Measures of Embeddedness: Clustering coefficient values*

In this section, we discuss about the clustering coefficient values. A clustering coefficient quality is a subset of the considerable number of hubs in a system with the end goal that every hub is connected to in any event some other k hubs in a similar subset. A clustering coefficient quality is a profoundly interlinked gathering of hubs inside a bigger system. Correlations of clustering coefficient values of a system for various levels of k additionally give some understanding into the quality and connectedness of firms in the authoritative systems, the lesser the clustering coefficient values or subsets in the system, the more grounded is the associations among firms in the system structure (Mueller, Buergelt and Seidel-Lass, 2007). Table 1 is the clustering coefficient score of each network relation that are being investigated.

Table 1. Clustering Coefficient Values  
Tabela 1. Wartości współczynnika połączeń

Network Tie	Clustering Coefficient Score
Contract tie	0.461
Information sharing tie	0.572
Referral Made tie	0.487
Referral receive tie	0.491

The clustering coefficient is the extent to which any two organizations in the network are connected to the same organizations, as well as being also directly connected to each other [Hanneman and Riddle, 2005]. In other words, the clustering coefficient score indicates the degree to which inter-clique interactions may exist in a particular network. A higher cluster coefficient score may indicate more activities between different sets of cliques. Hence, interactions in this network are expected to be higher. Consequently, attention is given to the level of embeddedness.

As indicated in Figure 3, in the formal relation, the clustering coefficient index is recorded as a score of 0.461.

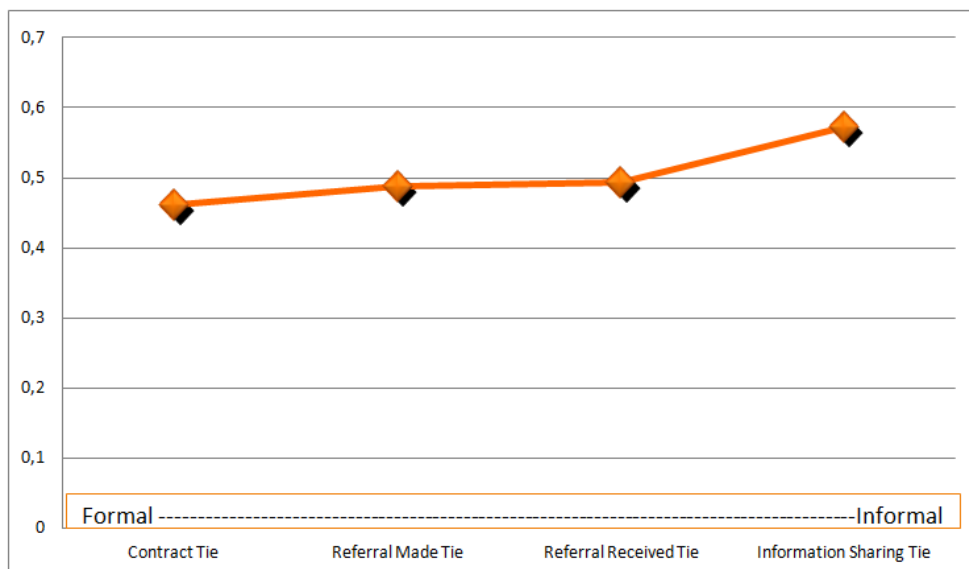


Fig. 3. Clustering Coefficient Values  
Rys. 3. Wartości współczynnika połączeń

The informal, information-sharing relationship recorded a clustering coefficient score of 0.572, and a score of 0.487 for the referral made tie respectively. What the score indicates is that more collaborative activities or inter-clique interactions occur in the informal network compared to a formal network. Thus,

this is another indication that firms are more embedded in a firm's informal relationship network than in the formal one.

The objective of the clustering coefficient analysis was to decide the example of embeddedness of firms in connection to the kind



of system ties being considered. Utilizing the clustering coefficient index, the researcher mapped the general example of association of a firm in four system ties on line diagrams. To manage the research of the system maps, the researcher contended for Cousins et al., [2006] and set the four system ties on the continuum of formal to informal class of inter firm relations. The circulation of the network complexity measures of embeddedness demonstrates an intriguing example. Utilizing the exploratory system investigation, the researcher set up that the embeddedness of firms in the incorporated system is identified with the formal versus informal arrangement of system ties. In general, relationship systems with high custom are less brought together, less thick and less associated in the system. The system plots and network complexity measures demonstrate that, in the formally-incorporated relationship, firms are less included or implanted in the system structure. Then again, in a system in light of informally incorporated connections, the system demonstrates a high example of associations as showed by the high score of system basic measures of embeddedness. Joining the consequences of the system maps and the factual aftereffects of network complexity measures of embeddedness, the system plots and system basic measures show that, in the informally coordinated relationship, firms are more involve or embedded in the system structure. All the more particularly, two arrangements of discoveries rose up out of the information investigation.

First, the system basic measures showed that organizations that are implanted in informal ties, (for example, information sharing ties) are more effectively associated with each other than formal legally binding ties. This could imply that informal connections convey more weight than formal connections. Our finding is predictable with Choi and Kim's [2008] work inspecting the connections between a provider's embeddedness in the supply organize and the provider's execution. Choi and Kim [2008] set that organizations are more inserted inside their amplified arrange through their informal communities. Therefore, supervisors must give careful consideration to the example of embeddedness of these organizations. Thusly,

chiefs may make a superior showing with regards to of selecting accomplices for long haul connections and may likewise discover esteem in keeping up associations with inadequately performing firms who may conceivably go about as a course to different organizations with mechanical and imaginative assets.

The second arrangement of discoveries expounds on the inclination of the diverse sorts of firms to take part in particular connections. In view of the depiction of the system plots, we set the accompanying: that in a formal supply relationship, for example, authoritative ties, the most included or inserted firms in the system are generally the central and first-level firms. Thus, we could contend that the degree of the embeddedness of a firm in the upstream supply system would seem, by all accounts, to be dependent upon the sort of relationship system (formal versus informal). In this way, the finding from the exploratory system research demonstrates that an association's embeddedness in the system identifies with the sort of ties being considered. Firms are less implanted in the centre structure of the formal tie system, for example, contract ties, contrasted with informal system ties. These discoveries strongly affect the administration of the assets dedicated to inter firm relationship improvement, which will be expounded encourage in the research part.

Generally speaking, the consequences of the system investigation demonstrate that organizations are more involved in systems of informal relations than in a system of formal relations. Consequently, this also means that informal relations network is more complex than formal network relations.

## DISCUSSION

The objective of the social network analysis research was to determine the complexity of embeddedness of firms in the authoritative systems structure in connection to the sort of system ties being considered. The implication the findings is discussed.

Utilizing the clustering coefficient values, the researcher mapped the general example of contribution of a firm in four system ties on line charts. To manage the investigation of the system maps, the researcher contended for Cousins et al., [2006] and put the four system ties on the continuum of formal to informal class of inter firm relations.

The appropriation of the system measures of embeddedness demonstrates an intriguing example. Utilizing the exploratory system investigation, the researcher set up that the embeddedness of firms in the authoritative systems is identified with the formal versus informal order of system ties. By and large, relationship systems with high convention or formality are less associated and less clustered in the system. The system plots and system basic measures demonstrate that, in the formally-coordinated relationship, firms are less included or connected in the system structure. Then again, in a system in view of informally incorporated connections, the system demonstrates a high example of cooperation as showed by the high score of system clustering coefficient values list of embeddedness. Joining the aftereffects of the system maps and the factual consequences of system basic measures of embeddedness, the system plots and system basic measures demonstrate that, in the informally coordinated relationship, firms are more included or inserted in the system structure. All the more particularly, two arrangements of discoveries rose up out of the information investigation. These are depicted as takes after.

Initially, the network complexity measures demonstrated that organizations that are connected in informal ties, (for example, information sharing ties) are more effectively associated with each other than formal legally binding ties. This could imply that informal connections convey more weight than formal connections. Our finding is reliable with Choi and Kim's [2008] work looking at the connections between a provider's embeddedness in the supply arrange and the provider's execution. Choi and Kim [2008] placed that organizations are more connected inside their broadened arrange through their informal interpersonal organizations. Hence, administrators must give careful consideration

to the example of embeddedness of these organizations. Thusly, directors may make a superior showing with regards to of selecting accomplices for long haul connections and may likewise discover esteem in keeping up associations with ineffectively performing firms who may possibly go about as a course to different organizations with mechanical and imaginative assets.

The second arrangement of discoveries expounds on the propensity of the diverse sorts of firms to take an interest in particular connections. In view of the depiction of the system plots, we place the accompanying: that in a formal authoritative systems relationship, for example, legally binding ties, the most included or connected firms in the system are generally the central and first-level firms. Henceforth, we could contend that the degree of the embeddedness of a firm in the system would seem, by all accounts, to be dependent upon the sort of relationship system (formal versus informal). In this manner, the finding from the exploratory system investigation demonstrates that a company's embeddedness in the system identifies with the sort of ties being considered. Firms are less connected in the center structure of the formal tie system, for example, contract ties, contrasted with informal system ties. These discoveries strongly affect the administration of the assets gave to inter firm relationship improvement, which will be expounded encourage in the discourse section.

Generally, the consequences of the exploratory system research demonstrate that organizations are more implanted in systems of informal relations than in a system of formal relations.

## CONCLUSIONS

By and large, in noting research address of this research, the visual investigation demonstrates that the firm system embeddedness in the system is dependent upon the kind of firms' relationship. The discoveries from the exploratory system research displayed in the before segments portrayed the intriguing example and impacts of firms' embeddedness. The discoveries additionally delineated

the unforeseen relationship between the organizations' embeddedness and the system level of custom in the system structure. This has a resultant effect upon information and administration of the system.

This research adds to the writing by testing the ramifications of firms' embeddedness in formal and informal systems of inter firm relations at the same time. It likewise tests the communication ramifications of the positions in the two orders of inter firm relations. To the best of the researcher's information, inquire about has not yet took a gander at the embeddedness impacts of the organizations in the two systems with regards to the authoritative systems. Accordingly, this exploration makes the underlying stride into comprehension of the effect of different inter firm systems on the organizations in the brought together system structure.

For future research, the specialist suggests that the system of this research be explored in different fields. The ship building industry setting of the upstream production network, whereupon this research has directed, may typically vary from another industry and fields. Thusly, the specialist recommends that the plan of this research be tried with regards to different businesses or fields. The structure of this research can be tried in different enterprises, for instance, to a more dynamic, quick cycle industry, for example, the gadgets business. The level of vulnerability and required rate of advancement in the hardware business may impact the example of key conduct of inserted associations and suitable system setups. Firms implanted in a quickly changing system may accomplish an upper hand through various types of system embeddedness. This can come about because of firms in an enduring domain, for example, the transportation business (Rowley, Behrens and Krackhardt, 2000). In an unstable, quickly evolving environment, the level of vulnerability will likewise be higher contrasted with that of a more steady industry. With this expanded unpredictability and instability, associations are relied upon to take choices that are construct less in light of monetary parameters yet more on connections and the current assets. Subsequently, learning whether the discoveries of this research would likewise

hold in an alternate industry would be an intriguing undertaking and would add to the generalizability of this research.

All in all, by considering the general ramifications of our research, we may presume that complexity is not all terrible. Supervisors need to consider their company's current embeddedness keeping in mind the end goal to misuse the upper hand of supply system authoritative. Firms that neglect to comprehend the underpinnings of these connections remain to face more troubles inside the system itself. Therefore, administrators that expect to acquire upper hands from the system must connect with different accomplices all the more successfully. Doubtlessly, a few firms are at a satisfactory standing, while others are battling in a few territories. The system of this research can be connected by administrators who are focused on drawing in other system individuals.

## REFERENCES

- Abraham M., 2009. Why reputation is not always beneficial: Tolerance and opportunism in business networks. *Journal of Socio-Economics*, 38(6), 908-915. <http://dx.doi.org/10.1016/j.socec.2009.05.010>.
- Abrahamson E., Rosenkopf L., 1997. Social Network Effects on the Extent of Innovation Diffusion: A Computer Simulation. *Organization Science*, 8(3), 289-309.
- Ahuja G., 2000. Collaboration networks, structural holes, and innovation: A longitudinal study. *Administrative Science Quarterly*, 45(3), 425-455. <http://dx.doi.org/10.2307/2667105>
- Borgatti Li, 2009 On Social Network Analysis in a Supply Chain Context. *Journal of Supply Chain Management* 45 (2), 5-22. <http://dx.doi.org/10.1111/j.1745-493X.2009.03166.x>
- Borgatti S, Molina J., 2003. Ethical and strategic issues in organizational social network analysis. *The Journal of Applied Behavioral Science* 39 (3), 337. <http://dx.doi.org/10.1177/0021886303258111>

- Borgatti SP, Jones C, Everett MG. 1998. Network measures of social capital. *Semantic Pajek Networks Software* 21 (2), 27-36.
- Chan G.K.L., 2015. Social networks as social capital for eco-tourism in Malaysia: A preliminary sociological study of the Langkawi Geopark, *Geografia Malaysian Journal of Society and Space* 11, 13, 156 – 164
- Choi K.Y., 2008. Structural Embeddedness and Supplier Management: A Network Perspective. *Journal of Supply Chain Management* 44 (4), 5-13. <http://dx.doi.org/10.1111/j.1745-493X.2008.00069.x>
- Choi, Krause, 2006. The supply base and its complexity: Implications for transaction costs, risks, responsiveness, and innovation. *Journal of Operations Management* 24 (5), 637-52, <http://dx.doi.org/10.1016/j.jom.2005.07.002>
- Coleman J.S., 1988. *Social Capital in the Creation of Human Capital*. *American Journal of Sociology* 94, 95-120. The University of Chicago Press.
- Corteville L, Sun M., 2009. An interorganizational social network analysis of the Michigan diabetes outreach networks: Measuring relationships in community networks, Michigan Department of Community Health, Lansing, MI.
- Ford EW, Wells R. Bailey B., 2004. Sustainable network advantages: A game theoretic approach to community-based health care coalitions, *Health Care Management Research*, 29, 2, 159.
- Freeman, L.C., 1979. Centrality in social networks conceptual clarification, *Social Networks*, 1, 3, 215-39.
- Granovetter, 1985. Economic action and social structure: the problem of embeddedness, *American Journal of Sociology*, 481-510.
- Gulati R., 1995. Does Familiarity Breed Trust? The Implications of Repeated Ties for Contractual Choice in Alliances, *The Academy of Management Journal*, 38, 1, 85-112.
- Gulati R., Gargiulo M., 1999. Where do interorganizational networks come from? *American Journal of Sociology*, 104, 5, 1439-93.
- Knocke D., Kuklinski J., 1982. *Network analysis*, Sage Publications, Inc.
- Krackhardt D., 1999. The ties that torture: Simmelian tie analysis in organizations, *Research In The Sociology of Organizations*, 16, 1999, 183-210.
- Krauss M., Mueller N., Luke D., 2004. Interorganizational relationships within state tobacco control networks: a social network analysis, *Preventing Chronic Disease*, 1, 4, A08.
- Lusher D., 2011, Masculinity, educational achievement and social status: a social network analysis, *Gender and Education*, 23, 6, 655-75.
- Lusher D. Robins G., 2010. A social network analysis of hegemonic and other masculinities, *The Journal of Men's Studies*, 18, 1, 22-44. <http://dx.doi.org/10.3149/jms.1801.22>
- Lusher D., Robins G., Kremer P., 2010. The application of social network analysis to team sports, *Measurement In Physical Education And Exercise Science*, 14, 4, 211-24.
- McEvily B., Perrone V., Zaheer A., 2003. Trust as an organizing principle, *Organization Science*, 91-103. <http://dx.doi.org/10.1287/orsc.14.1.91.12814>
- McEvily B., Zaheer A., 1999. Bridging ties: a source of firm heterogeneity in competitive capabilities, *Strategic Management Journal*, 20, 12, 1133-56.
- Osman L.H.B., Hakim L., 2015. Network Communication Model: Propensity Of Network Inter-Connectivity Based On Types Of Network Relations. *Management and Marketing Journal*, 13(2), 274-294.
- Osman L.H., 2016. Organizational embeddedness and its effect on performance: An exploratory analysis for Malaysian business managers. *Geografia: Malaysian Journal of Society and Space*, 12(2), 212-222.

- Osman L.H., Ahmad A., Omar N.A., 2015. Analyzing The Impact Of Firm'S Embeddedness In A Centralized Supply Network Structure On Relational Capital Outcomes. *Review of Economic and Business Studies*, 55.
- Podolny J.M., Page K.L., 1998. Network forms of organization, *Annual Research of Sociology*, 57-76.
- Powell W., 1996. Neither market nor hierarchy: network forms of organization, in Te al (ed.), *Markets, Hierarchies and Networks Understanding Governance* RAW Rhodes., Buckingham, Open University Press, 265-76.
- Reagans R., Zuckerman E., McEvily B., 2004. How to make the team: Social networks vs. demography as criteria for designing effective teams, *Administrative Science Quarterly*, 49, 1, 101-33.
- Robins G., Pattison P., Kalish Y., Lusher D., 2007. An introduction to exponential random graph models for social networks, *Social Networks*, 29, 2, 173-91.
- Robins G., Pattison P. Wang P., 2009. Closure, connectivity and degree distributions: Exponential random graph ( $p^*$ ) models for directed social networks, *Social Networks*, 31, 2, 105-17.
- Scott J., 1988. Social network analysis. *Sociology* 22 (1), 109.
- Uzzi B., 1997. Social Structure and Competition in Interfirm Networks: The Paradox of Embeddedness. *Administrative Science Quarterly* 42 (1), 35-67.
- Wang P., Robins G., Pattison P., 2006. Pnet: A program for the simulation and estimation of exponential random graph models. University of Melbourne.
- Womack J.P., 1990. *Machine that changed the world*. Scribner.
- Wu Z., Choi T.Y., Rungtusanatham M.J., 2010. Supplier-supplier relationships in buyer-supplier-supplier triads: Implications for supplier performance. *Journal of Operations Management* 28 (2), 115-23. <http://dx.doi.org/10.1016/j.jom.2009.09.002>

## WYZNACZANIE POZIOMU ZŁOŻONOŚCI W RÓŻNYCH RELACJACH: FORMLANYCH VERSUS NIEFORMALNYCH W SYSTEMACH AUTORATYWNYCH

**STRESZCZENIE. Wstęp:** Międzyorganizacyjna złożoność sieci przejawia się w wielu postaciach. Uwzględniając typ relacji sieciowych, można mówić o wieloelementowym wzorze powiązań związków międzyorganizacyjnych. Niemniej jednak można je analizować w dość schematyczny sposób. Mimo to, brak jest badań jak ta złożoność przejawia się w różnego rodzaju typach struktur sieciowych.

**Metody:** Stosując metodologię analizy sieci społecznych, przeanalizowano strukturę zależności międzyorganizacyjnych w zależności od rodzaju powiązań sieciowych.

**Wyniki i wnioski:** Wyniki otrzymane w trakcie analizy wykazują poziom złożoności w zależności od powiązań danej organizacji z innymi uczestnikami. Sugerują one istotność zarządzania sieciowego zależnościami międzyorganizacyjnymi oraz selektywną alokację zasobów do obszaru zarządzania sieciowego.

**Słowa kluczowe:** zależności międzyfirmowe, złożoność sieci, relacje międzyorganizacyjne

## KENNZEICHNUNG DES KOMPLEXITÄTSNIVEAUS IN VERSCHIEDENEN RELATIONEN: IN FORMELLEN VERSUS INFORMELLEN RELATIONEN UND IN AUUTORITATIVEN SYSTEMEN

**ZUSAMMENFASSUNG. Einleitung:** Die organisationsübergreifende Netzwerk-Komplexität manifestiert sich in unterschiedlichen Formen. In Anbetracht der gegebenen Gestalt von Netzwerk-Zusammenhängen kann man von einem Mehrelementen-Muster der organisationsübergreifenden Zusammenhänge sprechen. Dennoch können sie auf eine ziemlich schematische Art und Weise analysiert werden. Trotzdem fehlt es an Forschungen, wie die Komplexität in verschiedenartigen Netzwerk-Strukturen in Erscheinung tritt.

**Methoden:** Unter Anwendung der Methodologie für die Analyse von sozialen Netzwerken wurde die Struktur der organisationsübergreifenden Zusammenhänge in Abhängigkeit von der Art der betreffenden Netzwerk-Relationen betrachtet.

**Ergebnisse und Fazit:** Die aus der Analyse gewonnenen Ergebnisse zeigen das Komplexitätsniveau in Abhängigkeit von den Zusammenhängen einer Organisation mit anderen Teilnehmern des betreffenden Netzwerkes auf. Sie lassen die Relevanz des Netzwerk-Managements von organisationsübergreifenden Abhängigkeiten und die selektive Allokation von Ressourcen im Bereich des Netzwerk-Managements vermuten.

**Codewörter:** unternehmensübergreifende Abhängigkeiten, Komplexität des Netzwerkes, organisationsübergreifende Zusammenhänge

---

Lokhman Hakim Bin Osman  
School of Management, Faculty of Economy and Management,  
Universiti Kebangsaan, Bangi, **Malaysia**  
e-mail: [lokhman@ukm.edu.my](mailto:lokhman@ukm.edu.my)